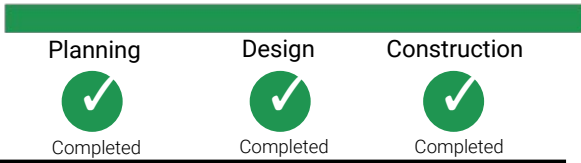




TAYLOR ISD BOND 2022 PROGRAM

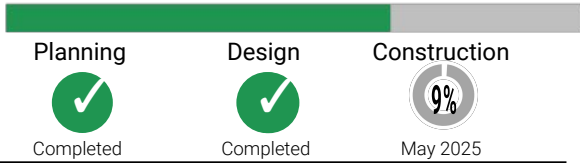
PHASE 1



Phase 1 was completed in August 2023. Phase 1 closeout is underway.

- TH Johnson Elementary** – Modernization of Interior Finishes (Paint, Flooring)
- Pasemann Elementary** – Safety Improvements: Secured Entry, Fencing For Play Areas, & Modernization of Interior Finishes (Paint, Flooring)
- Main Street Elementary** – Safety Improvements: Secure Entry Remodel, Fencing for Secured Play Areas, New Playground, & Modernization of Interior Finishes (Paint, Flooring, Ceilings)
- Taylor High School** - Resurface Tennis Courts

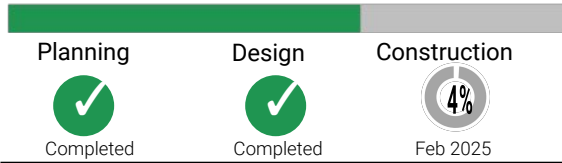
PHASE 2



The MSE building pad and piers will be complete by the end of January. Temp walls and walkway have been installed and roof drains rerouted. Demo and sitework will begin by the end of January.

- Main Street Elementary** – Safety Improvements: Improve Front Student Drop Off Area, Drives, & Parking, New Bus Canopy at Back of School, Repair Parking Surface and Restripe, New Gymnasium, Dining, and Kitchen, & Major Maintenance
- Taylor High School** – Safety Improvements: Entry Vestibule Enhancements, Fencing Around Perimeter, Security Cameras and Access Controls, Renovate and Expand Existing Career and Technical Education Space, Visual Arts Approximately 24,000 SF Addition,

PHASE 3



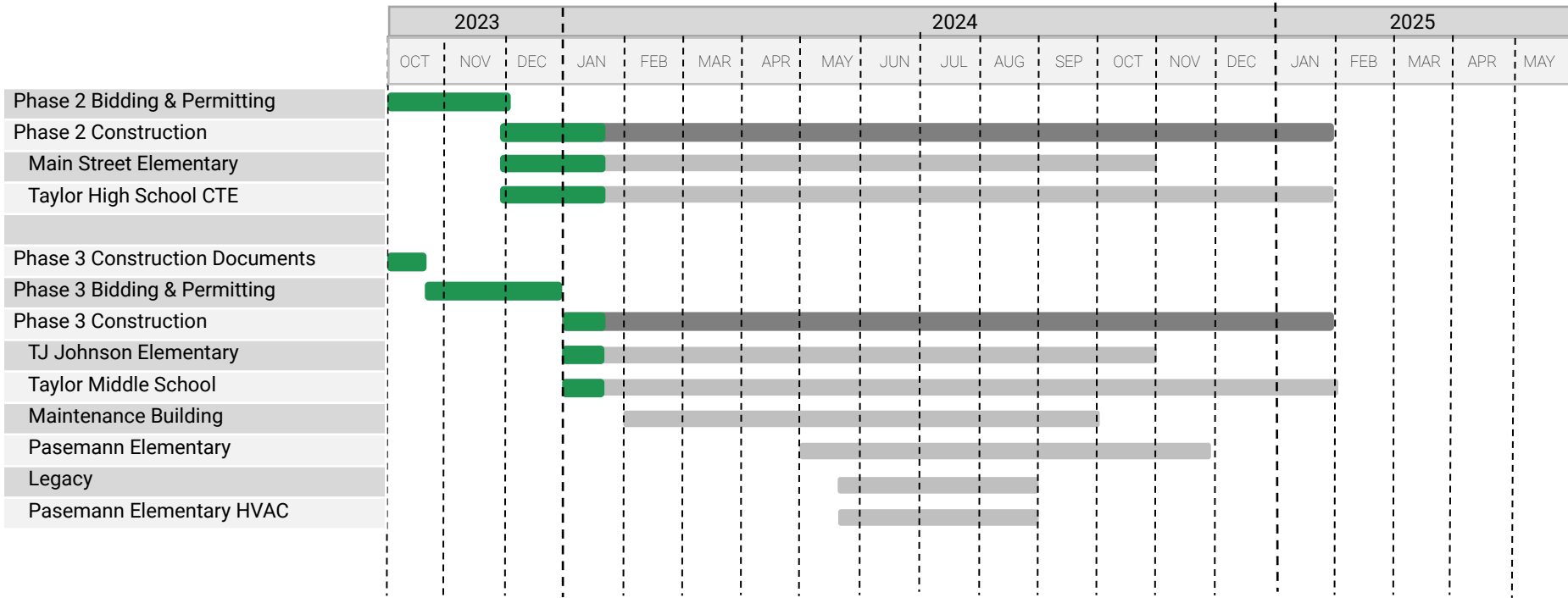
Drymalla has mobilized and installed temporary partitions at Taylor Middle School and TH Johnson. City permits are currently being finalized.

- TH Johnson Elementary** – Safety Improvements: Relocate Administrative Area, Improve Student Drop Off, Fencing for Secured Play Areas, Security Cameras & Access Controls, New Canopies, & Major Maintenance
- Pasemann Elementary** – Safety Improvements: Improve Student Drop Off Area, Add Parking, Replace Skylight and Windows at Gym, Parking Restripe, & Major Maintenance
- Taylor Middle School** – Safety Improvements: Security Cameras and Access Controls, Administration Addition, Fine Arts Renovation, & Major Maintenance
- Legacy** – Safety Improvements: Security Cameras and Access Controls
- District Operations** – Renovate Existing District Operations Facility, Relocate Transportation and Food Services Departments



TAYLOR ISD BOND 2022 PROGRAM

SCHEDULE



KEY DATES

- Jan 2024** – Phase 3 Construction Begins
- Fall 2024** – Main Street Elementary Substantial Completion
- Spring 2025** – Taylor High School CTE Substantial Completion
- Spring 2025** – Phase 3 Substantial Completion



TAYLOR ISD BOND 2022 PROGRAM

PROGRAM SUMMARY – All Phases

Code	Description	A Approved Budget	B Current Projection (B = C + D)	C Committed	D Uncommitted	E (Savings)/Overrun (E = B - A)	F Invoices Approved To Date	F Amount Remaining
PROGRAM SUMMARY								
A.	Administrative / Impact Costs	\$11,013,973	\$11,019,223	\$3,354,315	\$7,664,908	\$5,250	\$2,038,952	\$8,980,271
B.	Design and Consultant Costs	\$6,911,430	\$7,043,030	\$4,219,645	\$2,823,386	\$131,600	\$2,732,073	\$4,310,957
C.	Construction Costs	\$50,418,966	\$56,047,500	\$55,983,290	\$64,210	\$5,628,534	\$2,633,209	\$53,414,291
D.	Furniture, Fixtures & Equipment Costs (FF&E)	\$5,750,000	\$5,713,400	\$0	\$5,713,400	(\$36,600)	\$0	\$5,713,400
E.	Contingency	\$8,398,663	\$2,669,879	\$150,983	\$2,661,642	(\$5,728,784)	\$0	\$2,669,879
Totals		\$82,493,032	\$82,493,032	\$63,708,233	\$18,927,545	\$0	\$7,404,234	\$75,088,798



TAYLOR ISD BOND 2022 PROGRAM

GENERAL BOND SUMMARY – All Phases

Code	Description	A Approved Budget	B Current Projection (B = C + D)	C Committed	D Uncommitted	E (Savings)/Overrun (E = B - A)	F Invoices Approved To Date	F Amount Remaining
GENERAL BOND SUMMARY								
A.	Administrative / Impact Costs	\$11,013,973	\$11,013,973	\$3,349,065	\$7,664,908	\$0	\$2,033,702	\$8,980,271
B.	Design and Consultant Costs	\$2,338,000	\$2,413,030	\$333,418	\$2,079,612	\$75,030	\$265,092	\$2,147,938
C.	Construction Costs	\$2,650,000	\$235,596	\$175,176	\$60,420	(\$2,414,404)	\$30,176	\$205,420
D.	Furniture, Fixtures & Equipment Costs (FF&E)	\$0	\$0	\$0	\$0	\$0	\$0	\$0
E.	Contingency	\$197,254	\$27,254	\$0	\$170,000	(\$170,000)	\$0	\$27,254
Totals		\$16,199,227	\$13,689,853	\$3,857,659	\$9,974,941	(\$2,509,374)	\$2,328,970	\$11,360,883



TAYLOR ISD BOND 2022 PROGRAM

PASEMANN SUMMARY - Phases 1 & 3

Code	Description	A Approved Budget	B Current Projection (B = C + D)	C Committed	D Uncommitted	E (Savings)/Overrun (E = B - A)	F Invoices Approved To Date	F Amount Remaining
PASEMANN SUMMARY								
A.	Administrative / Impact Costs	\$0	\$0	\$0	\$0	\$0	\$0	\$0
B.	Design and Consultant Costs	\$365,220	\$368,769	\$270,671	\$98,098	\$3,549	\$179,900	\$188,869
C.	Construction Costs	\$4,054,538	\$5,611,057	\$5,611,057	\$0	\$1,556,519	\$980,652	\$4,630,405
D.	Furniture, Fixtures & Equipment Costs (FF&E)	\$1,250,000	\$1,250,000	\$0	\$1,250,000	\$0	\$0	\$1,250,000
E.	Contingency	\$627,848	\$294,983	\$150,983	\$144,000	(\$332,865)	\$0	\$294,983
Totals		\$6,297,606	\$7,524,809	\$6,032,711	\$1,492,098	\$1,227,203	\$1,160,552	\$6,364,257



TAYLOR ISD BOND 2022 PROGRAM

TH JOHNSON SUMMARY – Phases 1 & 3

Code	Description	A Approved Budget	B Current Projection (B = C + D)	C Committed	D Uncommitted	E (Savings)/Overrun (E = B - A)	F Invoices Approved To Date	F Amount Remaining
TH JOHNSON SUMMARY								
A.	Administrative / Impact Costs	\$0	\$0	\$0	\$0	\$0	\$0	\$0
B.	Design and Consultant Costs	\$393,551	\$405,569	\$313,751	\$91,818	\$12,018	\$190,302	\$215,266
C.	Construction Costs	\$4,326,293	\$5,399,777	\$5,399,777	\$0	\$1,073,484	\$497,636	\$4,902,142
D.	Furniture, Fixtures & Equipment Costs (FF&E)	\$1,250,000	\$1,250,000	\$0	\$1,250,000	\$0	\$0	\$1,250,000
E.	Contingency	\$894,135	\$235,000	\$0	\$235,000	(\$659,135)	\$0	\$235,000
Totals		\$6,863,979	\$7,290,346	\$5,713,528	\$1,576,818	\$426,367	\$687,938	\$6,602,408



TAYLOR ISD BOND 2022 PROGRAM

MAIN STREET SUMMARY – Phases 1 & 2

Code	Description	A Approved Budget	B Current Projection (B = C + D)	C Committed	D Uncommitted	E (Savings)/Overrun (E = B - A)	F Invoices Approved To Date	F Amount Remaining
MAIN STREET SUMMARY								
A.	Administrative / Impact Costs	\$0	\$5,250	\$5,250	\$0	\$5,250	\$5,250	\$0
B.	Design and Consultant Costs	\$1,089,278	\$1,096,459	\$1,019,453	\$77,006	\$7,182	\$642,647	\$453,812
C.	Construction Costs	\$11,924,410	\$14,632,959	\$14,632,721	\$238	\$2,708,549	\$1,118,297	\$13,514,663
D.	Furniture, Fixtures & Equipment Costs (FF&E)	\$1,250,000	\$1,250,000	\$0	\$1,250,000	\$0	\$0	\$1,250,000
E.	Contingency	\$2,392,666	\$566,147	\$0	\$566,147	(\$1,826,519)	\$0	\$566,147
Totals		\$16,656,354	\$17,550,816	\$15,657,425	\$1,893,391	\$894,462	\$1,766,194	\$15,784,622



TAYLOR ISD BOND 2022 PROGRAM

TAYLOR HS SUMMARY – Phase 2

Code	Description	A Approved Budget	B Current Projection (B = C + D)	C Committed	D Uncommitted	E (Savings)/Overrun (E = B - A)	F Invoices Approved To Date	F Amount Remaining
TAYLOR HIGH SCHOOL SUMMARY								
A.	Administrative / Impact Costs	\$0	\$0	\$0	\$0	\$0	\$0	\$0
B.	Design and Consultant Costs	\$1,685,897	\$1,720,768	\$1,513,320	\$207,448	\$34,872	\$979,699	\$741,069
C.	Construction Costs	\$18,262,500	\$18,243,204	\$18,239,653	\$3,551	(\$19,296)	\$6,449	\$18,236,755
D.	Furniture, Fixtures & Equipment Costs (FF&E)	\$750,000	\$713,400	\$0	\$713,400	(\$36,600)	\$0	\$713,400
E.	Contingency	\$2,399,466	\$1,005,095	\$0	\$1,005,095	(\$1,394,371)	\$0	\$1,005,095
Totals		\$23,097,863	\$21,682,467	\$19,752,973	\$1,929,495	(\$1,415,396)	\$986,148	\$20,696,319



TAYLOR ISD BOND 2022 PROGRAM

TAYLOR MS SUMMARY – Phase 3

Code	Description	A Approved Budget	B Current Projection (B = C + D)	C Committed	D Uncommitted	E (Savings)/Overrun (E = B - A)	F Invoices Approved To Date	F Amount Remaining
TAYLOR MIDDLE SCHOOL SUMMARY								
A.	Administrative / Impact Costs	\$0	\$0	\$0	\$0	\$0	\$0	\$0
B.	Design and Consultant Costs	\$653,732	\$652,682	\$453,669	\$199,013	(\$1,050)	\$285,322	\$367,360
C.	Construction Costs	\$5,351,225	\$7,522,477	\$7,522,477	\$0	\$2,171,252	\$0	\$7,522,477
D.	Furniture, Fixtures & Equipment Costs (FF&E)	\$1,250,000	\$1,250,000	\$0	\$1,250,000	\$0	\$0	\$1,250,000
E.	Contingency	\$1,097,147	\$350,000	\$0	\$350,000	(\$747,147)	\$0	\$350,000
Totals		\$8,352,105	\$9,775,159	\$7,976,146	\$1,799,013	\$1,423,055	\$285,322	\$9,489,837



TAYLOR ISD BOND 2022 PROGRAM

LEGACY SUMMARY – Phase 3

Code	Description	A Approved Budget	B Current Projection (B = C + D)	C Committed	D Uncommitted	E (Savings)/Overrun (E = B - A)	F Invoices Approved To Date	F Amount Remaining
LEGACY SUMMARY								
A.	Administrative / Impact Costs	\$0	\$0	\$0	\$0	\$0	\$0	\$0
B.	Design and Consultant Costs	\$15,313	\$15,313	\$15,313	\$0	\$0	\$9,953	\$5,360
C.	Construction Costs	\$175,000	\$328,116	\$328,116	\$0	\$153,116	\$0	\$328,116
D.	Furniture, Fixtures & Equipment Costs (FF&E)	\$0	\$0	\$0	\$0	\$0	\$0	\$0
E.	Contingency	\$36,370	\$4,400	\$0	\$4,400	(\$31,970)	\$0	\$4,400
Totals		\$226,683	\$347,829	\$343,429	\$4,400	\$121,146	\$9,953	\$337,876



TAYLOR ISD BOND 2022 PROGRAM

DISTRICT OPERATIONS SUMMARY – Phase 3

Code	Description	A Approved Budget	B Current Projection (B = C + D)	C Committed	D Uncommitted	E (Savings)/Overrun (E = B - A)	F Invoices Approved To Date	F Amount Remaining
DISTRICT MAINTENANCE SUMMARY								
A.	Administrative / Impact Costs	\$0	\$0	\$0	\$0	\$0	\$0	\$0
B.	Design and Consultant Costs	\$370,440	\$370,440	\$300,050	\$70,391	\$0	\$179,156	\$191,284
C.	Construction Costs	\$3,675,000	\$4,074,313	\$4,074,313	\$0	\$399,313	\$0	\$4,074,313
D.	Furniture, Fixtures & Equipment Costs (FF&E)	\$0	\$0	\$0	\$0	\$0	\$0	\$0
E.	Contingency	\$753,776	\$187,000	\$0	\$187,000	(\$566,776)	\$0	\$187,000
Totals		\$4,799,216	\$4,631,753	\$4,374,363	\$257,391	(\$167,463)	\$179,156	\$4,452,597